

# Table of Contents

<b>Graphic Organizers.....</b>	<b>3</b>	<input type="radio"/>	<input type="radio"/>
Prediction Chart Graphic Organizer.....	4		
Dictionary/Thesaurus.....	5		
2-Column Chart Graphic Organizer.....	7		
3-Column Chart Graphic Organizer.....	8		
4-Column Chart Graphic Organizer.....	9		
<b>Main Idea &amp; Details</b>			
Graphic Organizer.....	10		
Venn Diagram Graphic Organizer.....	11		
<b>Sequence/Chain of Events</b>			
Graphic Organizer.....	12	<input type="radio"/>	<input type="radio"/>
Cause & Effect Graphic Organizer.....	13		
Web Graphic Organizer.....	14		
Pyramid Graphic Organizer.....	15		
Spider Graphic Organizer.....	16		
5Ws & 1H Graphic Organizer.....	17		
Fishbone Graphic Organizer.....	18		
Cluster Graphic Organizer.....	19		
<b>Home Connection Interviews.....</b>	<b>21</b>		
<b>Checklists.....</b>	<b>31</b>	<input type="radio"/>	<input type="radio"/>

© 2008 Santillana USA Publishing Company, Inc.  
All rights reserved. No part of this book may be reproduced or transmitted in any form or by any means, electronic or mechanical, including photocopying, recording or by any information storage and retrieval system, without permission in writing from the publisher.

Published in the United States of America.

*Santillana Spotlight on English*  
Blackline Masters Level 3  
ISBN 13: 978-1-60396-252-0  
ISBN 10: 1-60396-252-2

## Editorial Staff

Editorial Director: Mario Castro  
Developmental Editors: Andreina Borges,  
Lourdes M. Cobiella, Jill Korot, Christine Mosso  
Design and Production Manager:  
Mónica R. Candelas Torres  
Design and Layout: Francisco Flores Ledesma,  
Josué Daniel Flores Martínez  
Cover Design and Layout: Studio Montage  
Cover Photograph: © Jeremy Horner / Corbis,  
© Robert Essel NYC / Corbis.

Santillana USA Publishing Company, Inc.  
2105 NW 86th Avenue, Miami, FL 33122

Printed by XXXX in XXXXXX.

12 11 10 09 08 1 2 3 4 5 6 7 8 9 10

# Graphic Organizers

Santillana Spotlight on English 3 © Santillana USA

Name: \_\_\_\_\_ Date: \_\_\_\_\_

Predictions	Clues	Confirmations



Sanfilliana Spotlight on English 3 © Sanfilliana USA

| | | | | | | | | | | | | | | | | | | | | |

Name: \_\_\_\_\_ Date: \_\_\_\_\_

My: \_\_\_\_\_

Subject Area: \_\_\_\_\_



Sanfilliana Spotlight on English 3 © Sanfilliana USA

Two sets of handwriting practice lines, each consisting of 15 vertical lines within a dashed rectangular border.



Sanitilana Spotlight on English 3 © Sanitilana USA

Name: \_\_\_\_\_ Date: \_\_\_\_\_


Sanitilana Spotlight on English 3 © Sanitilana USA

Name: \_\_\_\_\_ Date: \_\_\_\_\_



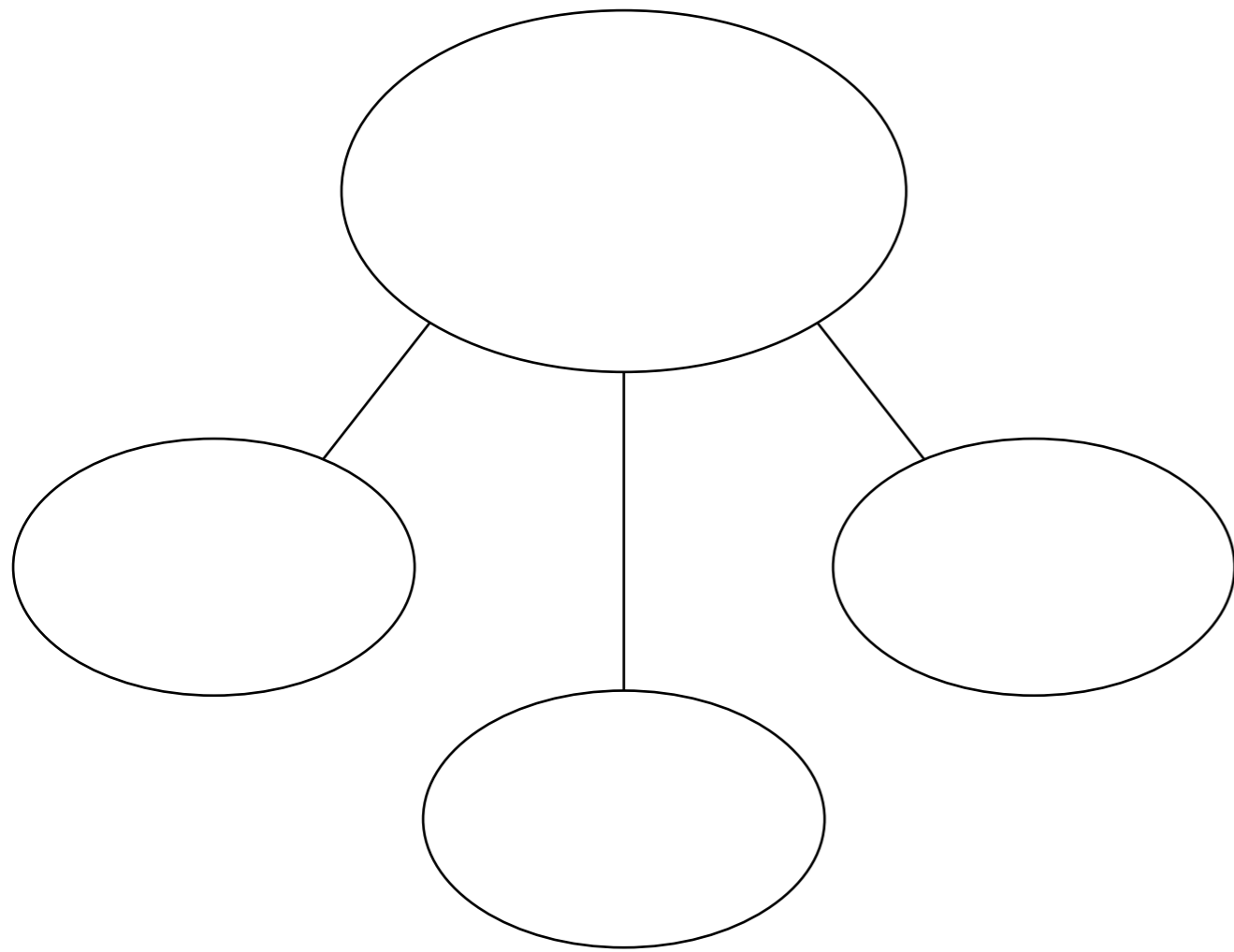
Sanitilana Spotlight on English 3 © Sanitilana USA

Name: \_\_\_\_\_ Date: \_\_\_\_\_



Sanitilana Spotlight on English 3 © Sanitilana USA

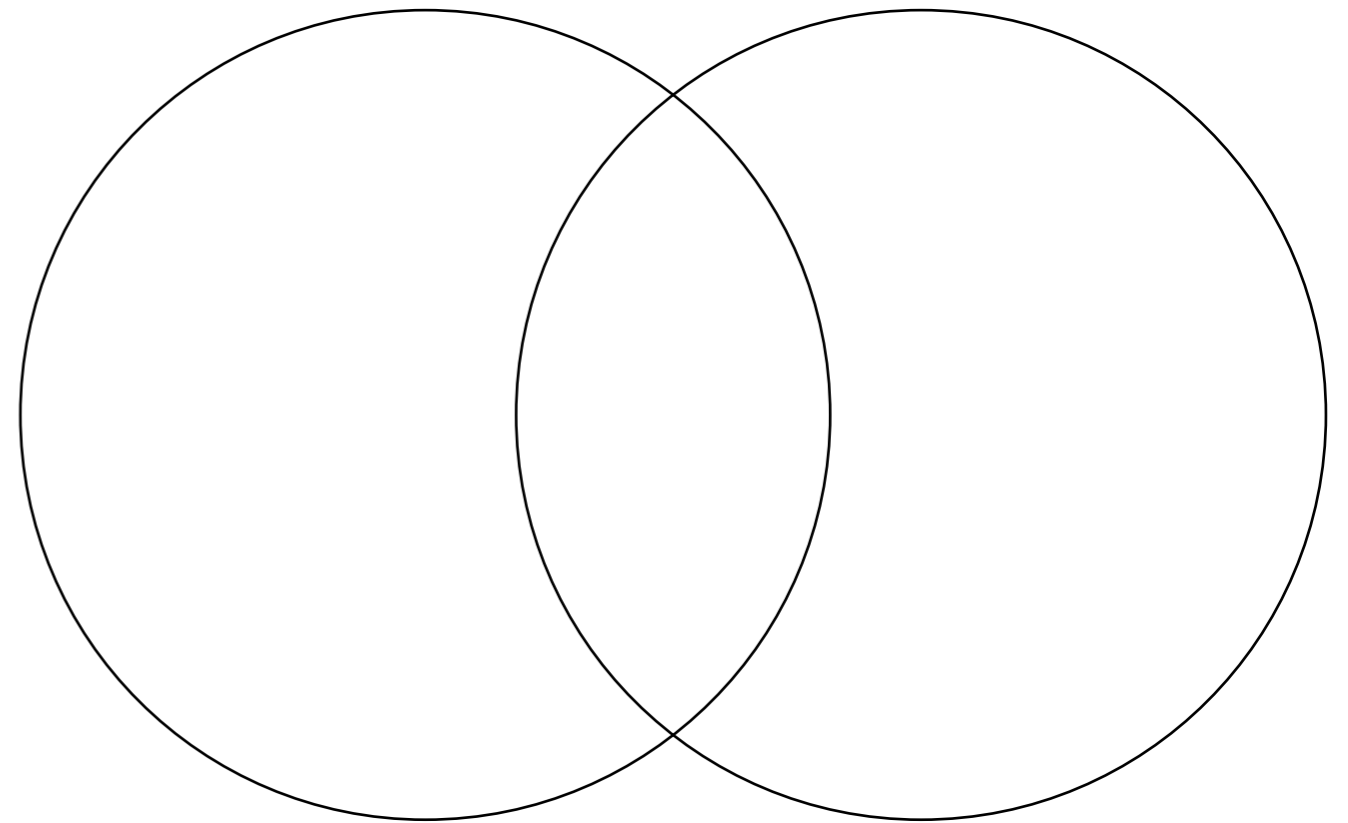
Name: \_\_\_\_\_ Date: \_\_\_\_\_



Note: Add more bubbles as needed.

Sanitilana Spotlight on English 3 © Sanitilana USA

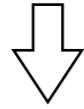
Name: \_\_\_\_\_ Date: \_\_\_\_\_



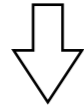
Sanitilana Spotlight on English 3 © Sanitilana USA

Name: \_\_\_\_\_ Date: \_\_\_\_\_

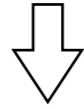
--



--



--



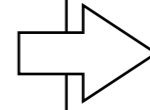
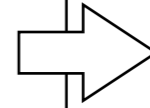
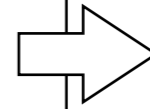
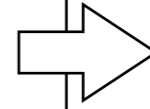
--

Note: Add more boxes as needed.



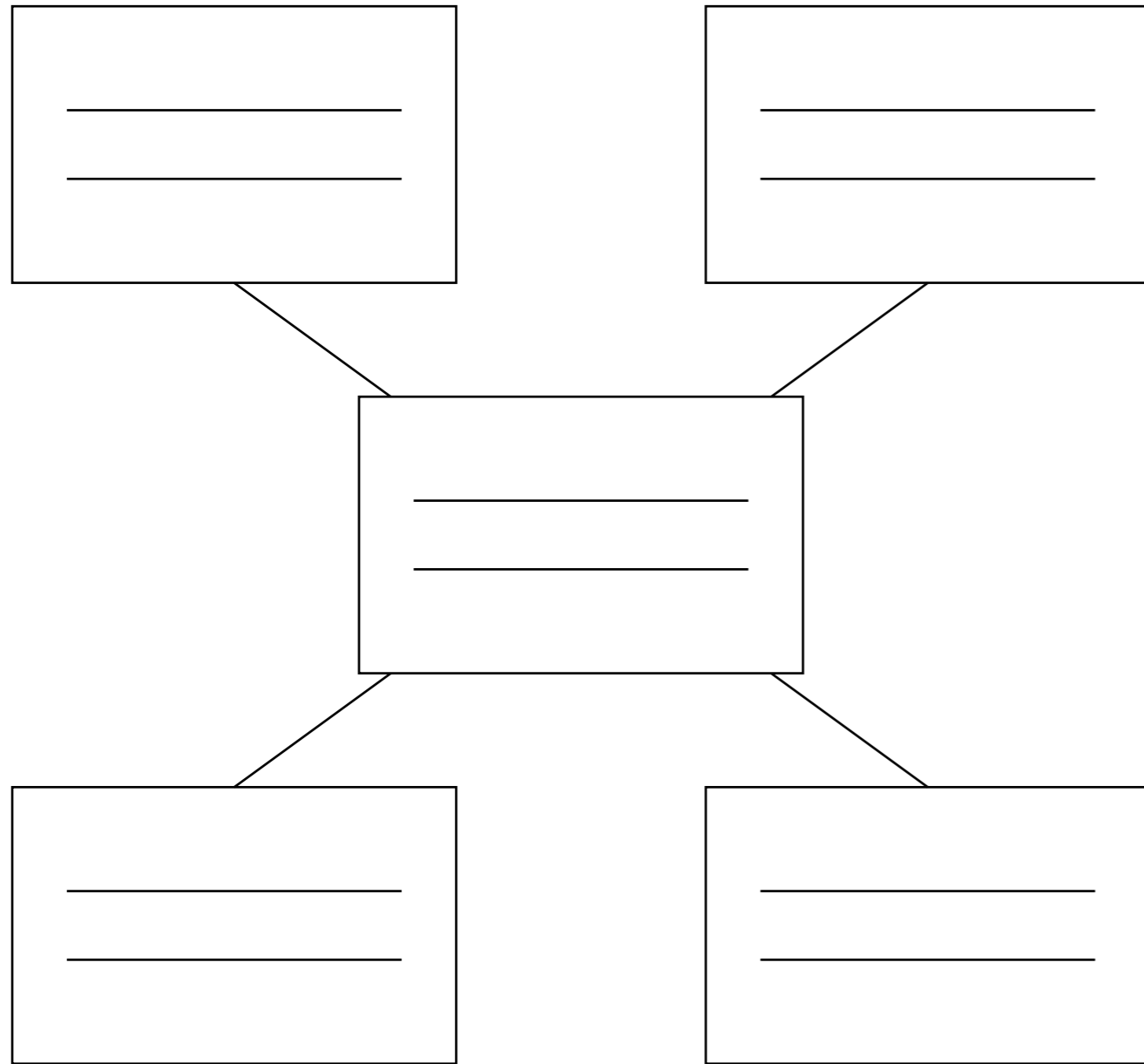
Santillana Spotlight on English 3 © Santillana USA

Name: \_\_\_\_\_ Date: \_\_\_\_\_

Santillana Spotlight on English 3 © Santillana USA

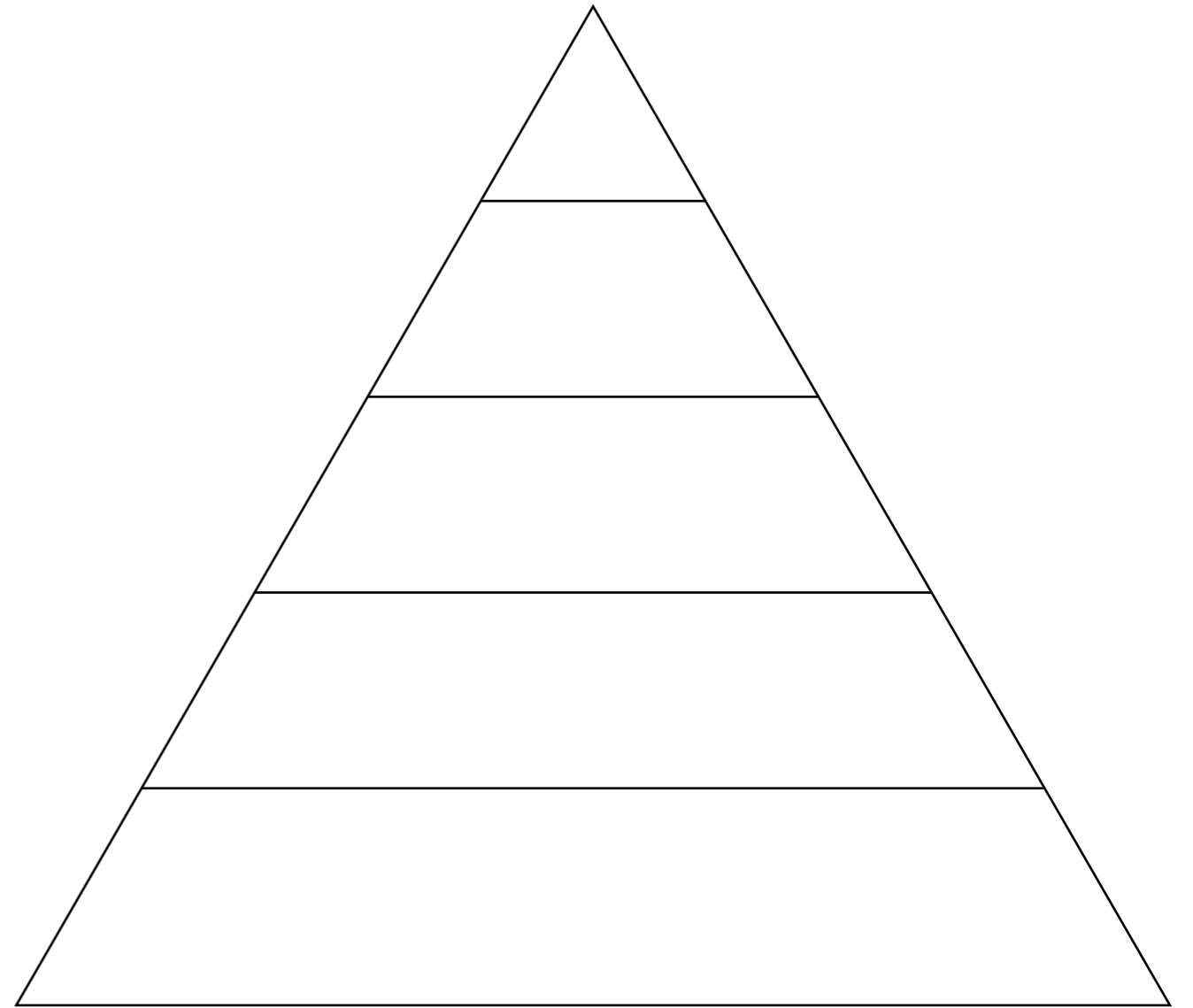
Name: \_\_\_\_\_ Date: \_\_\_\_\_



Note: Add more boxes as needed.

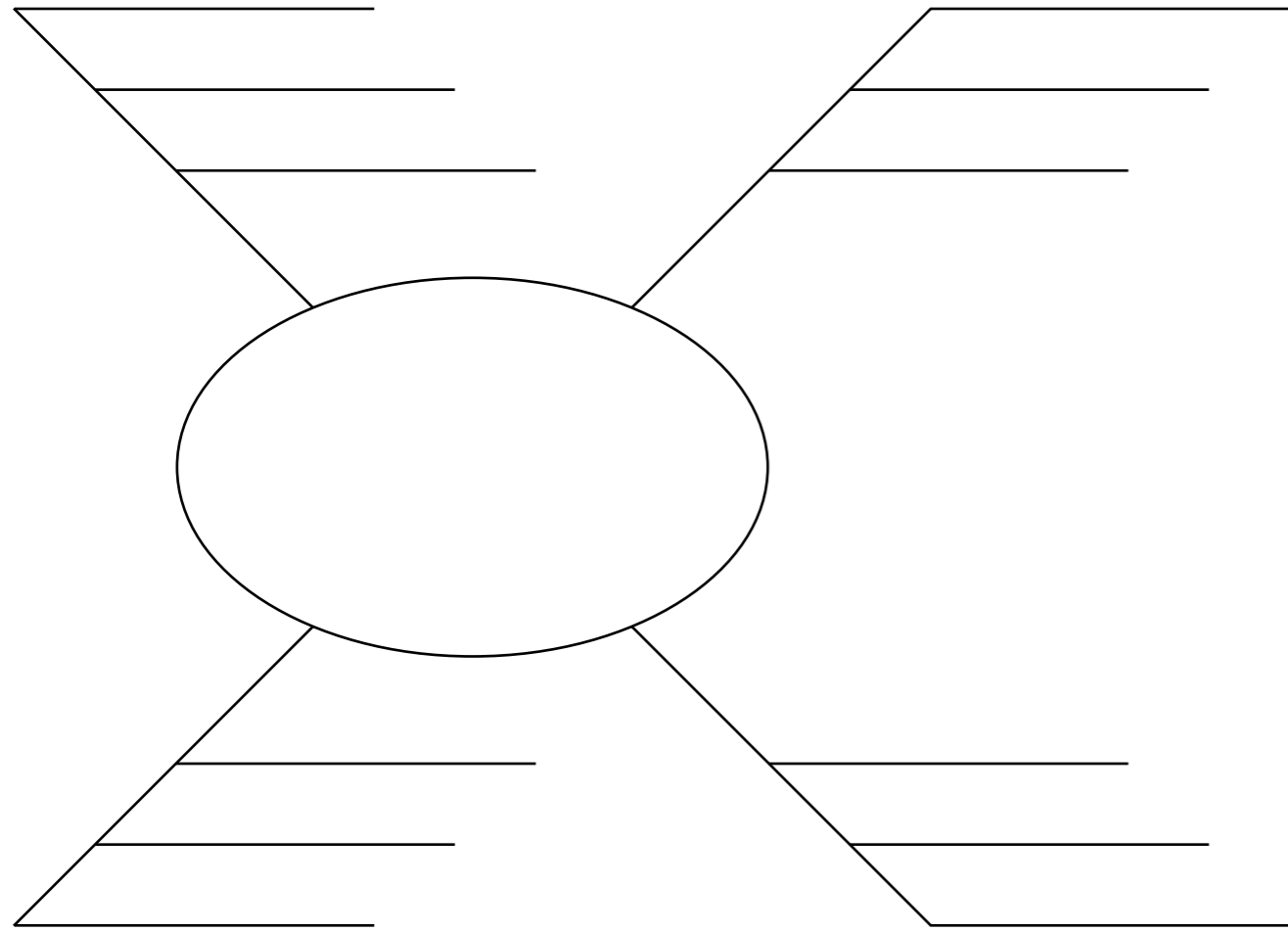
**Web Graphic Organizer**

Name: \_\_\_\_\_ Date: \_\_\_\_\_



**Pyramid Graphic Organizer**

Name: \_\_\_\_\_ Date: \_\_\_\_\_



Note: Add more legs to your spider as needed.

Name: \_\_\_\_\_ Date: \_\_\_\_\_

Who?

What?

Where?

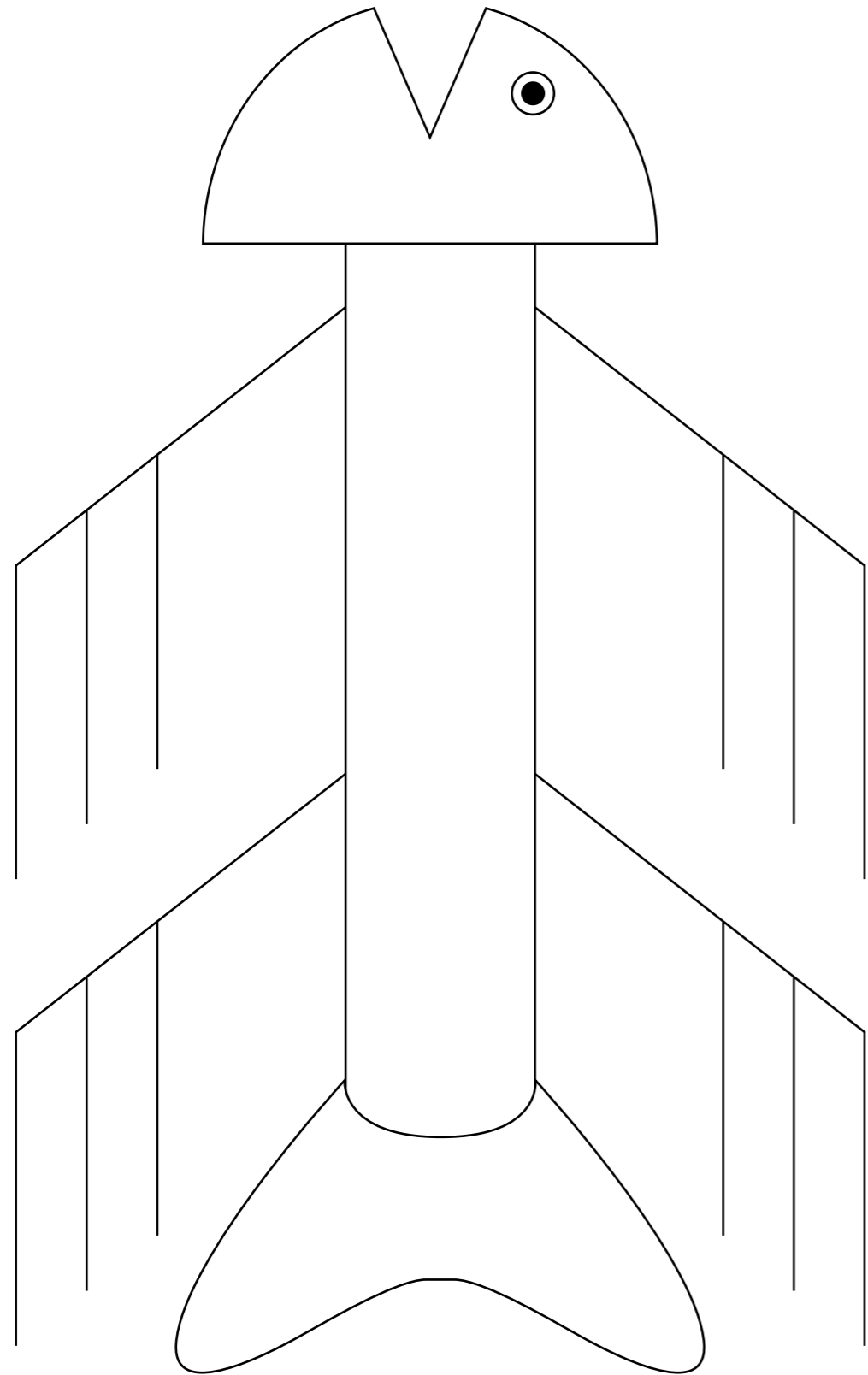
When?

Why?

How?

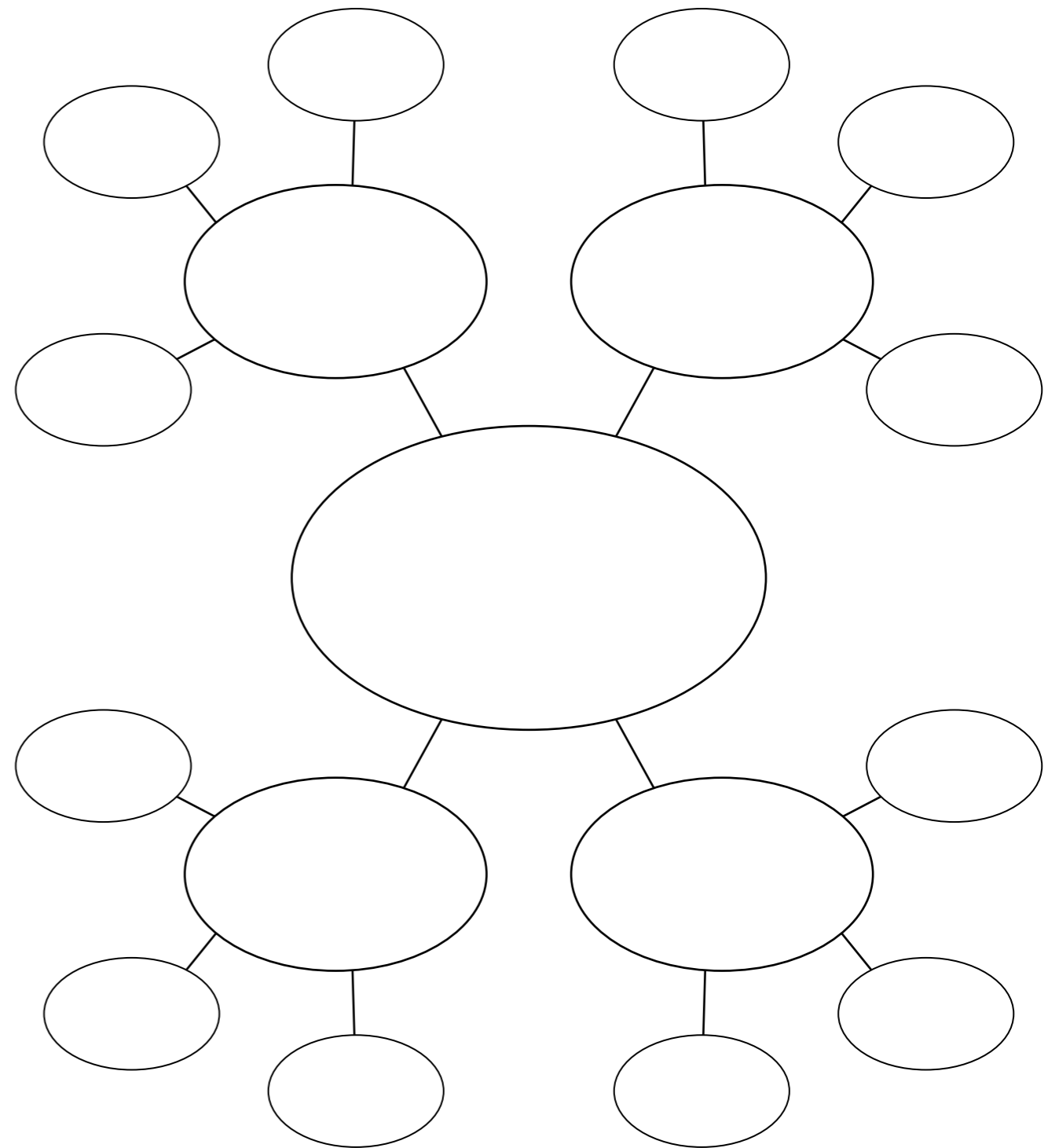


Name: \_\_\_\_\_ Date: \_\_\_\_\_



Note: Add more bones to your fish as needed.

Name: \_\_\_\_\_ Date: \_\_\_\_\_



Note: Add more bubbles to your clusters as needed.



# Home Connection Interviews



Name: \_\_\_\_\_ Date: \_\_\_\_\_

Share with your parents and/or family members what you have learned about the school community. Then, ask the following questions:

1. Did you go to school in your country?

---

---

2. Who worked in the school you attended?

---

---

3. What do you know about school workers?

---

---

4. What subjects were taught?

---

---

5. Describe all the things a student would do during a typical school day in your country.

---

---



Sanfiliana Spotlight on English 3 © Sanfiliana USA

Name: \_\_\_\_\_ Date: \_\_\_\_\_

Share with your parents and/or family members what you have learned about family members. Then, ask the following questions:

1. Which family members lived with you when you were growing up?

---

---

2. Did you have aunts, uncles, and cousins?

---

---

3. Who were they?

---

---

4. Did you have grandparents? How many did you know?

---

---

5. How many family members do you have in this country?

---

---



Sanfiliana Spotlight on English 3 © Sanfiliana USA

Name: \_\_\_\_\_ Date: \_\_\_\_\_

Share with your parents and/or family members what you have learned about wants, needs, imports, and exports.

Then, ask the following questions:

1. What foods do you need?

---

---

2. What foods do you want?

---

---

3. What foods are typical in your country?

---

---

4. What foods are eaten with certain celebrations in your country?

---

---

5. What foods from your country can you find in supermarkets here?

---

---



Sanfiliana Spotlight on English 3 © Sanfiliana USA

Name: \_\_\_\_\_ Date: \_\_\_\_\_

Share with your parents and/or family members what you have learned about government. Then, ask the following questions:

1. What kind of government does your country have?

---

---

2. Who makes the laws in your country?

---

---

3. Does the government in your country have branches?

---

---

4. How was your community government run?

---

---

5. What kind of services did it provide?

---

---



Sanfiliana Spotlight on English 3 © Sanfiliana USA

Name: \_\_\_\_\_ Date: \_\_\_\_\_

Share with your parents and/or family members what you have learned about landforms and bodies of water. Then, ask the following questions:

1. What is the continent where your country is located?

---

---

2. What landforms and bodies of water are found in your country?

---

---

3. What is the name of the most important river in your country?

---

---

4. Where is that river located?

---

---

5. How do the people in your country use that river?

---

---



Sanfiliana Spotlight on English 3 © Sanfiliana USA

Name: \_\_\_\_\_ Date: \_\_\_\_\_

Share with your parents and/or family members what you have learned about natural resources and animals in danger. Then, ask the following questions:

1. What kind of natural resources are found in your country?

---

---

2. Are those in danger of running out?

---

---

3. What was done in your country to conserve natural resources?

---

---

4. What animals from your country are in danger? Why?

---

---

5. What was done in your country to protect endangered animals?

---

---



Sanfiliana Spotlight on English 3 © Sanfiliana USA

Name: \_\_\_\_\_ Date: \_\_\_\_\_

Share with your parents and/or family members what you have learned about navigation aids. Then, ask the following questions:

1. Are there any lighthouses in your country?  
Why were they built?

---

---

2. Describe how they look like, how they work, and if they are still in use today.

---

---

3. What advancements in navigation have been made in your country?

---

---

4. What other navigation aid could be found for ships in your country?

---

---

5. What other navigation aid could be found for planes?

---

---



Sanfiliana Spotlight on English 3 © Sanfiliana USA

Name: \_\_\_\_\_ Date: \_\_\_\_\_

Share with your parents and/or family members what you have learned about Native Americans and settlers. Then, ask the following questions:

1. Who were the first people to live in your country?

---

---

2. What were they like?

---

---

3. What were some of their customs?

---

---

4. Are any of those customs still celebrated today?

---

---


5. Does any celebration in your country involve a specific food?  
Is there a celebration of the harvest?

---

---



Sanfiliana Spotlight on English 3 © Sanfiliana USA



# Checklists

Name: \_\_\_\_\_ Date: \_\_\_\_\_

Remember to do the following:

- Use *a* or *an* correctly.
- Use action verbs and the verb *to be*.
- Use a topic sentence in each paragraph.
- Indent the first line of each paragraph.
- Capitalize proper nouns.
- Capitalize the first word of each paragraph.
- Use prepositions to indicate school locations.
- Add details to support each topic sentence.

Vocabulary Words:

---

---

---

---

---

---

---

---

---

---

---

---

---

---

---

---

---

---

---

---

---

---

---

---



Sanfiliana Spotlight on English 3 © Sanfiliana USA

Name: \_\_\_\_\_ Date: \_\_\_\_\_

Remember to do the following:

- Use nouns and pronouns correctly.
- Use adjectives to describe your nouns.
- Use verbs to describe what you do.
- Use adverbs to describe how you do what you do.
- Use prepositions to indicate position or direction.

Vocabulary Words:

---

---

---

---

---

---

---

---

---

---

---

---

---

---

---

---

---

---

---

---

---

---

---

---



Sanfiliana Spotlight on English 3 © Sanfiliana USA



Name: \_\_\_\_\_ Date: \_\_\_\_\_

Remember to do the following:

- Use synonyms and antonyms correctly.
- Check for homophones and homographs to be sure that you chose the correct spelling of each word.
- Be sure there is no space between the two small words that make a compound word.
- Check that your verbs and nouns agree in number (singular and plural).

Vocabulary Words:

---

---

---

---

---

---

---

---

---

---

---

---

---

---

---

---

---

---

---

---

---

---

---

---



Sanfiliana Spotlight on English 3 © Sanfiliana USA

Name: \_\_\_\_\_ Date: \_\_\_\_\_

Remember to do the following:

- Use words that have an opposite meaning when you attach a prefix to them.
- Use words that begin the same way but can have different suffixes, depending on how they are used.
- Use a variety of verbs in the present tense to express actions or opinions.
- Use different types of sentences to make your writing interesting and persuasive.

Vocabulary Words:

---

---

---

---

---

---

---

---

---

---

---

---

---

---

---

---

---

---

---

---

---

---

---

---



Sanfiliana Spotlight on English 3 © Sanfiliana USA

Name: \_\_\_\_\_ Date: \_\_\_\_\_

Remember to do the following:

- Spell plural nouns correctly.
- Use verbs in the present and past tenses correctly.
- Use capitalization and punctuation correctly.
- Include drawings or pictures as necessary to help the reader understand what you are writing about.
- Check that what you write is interesting and clear.

Vocabulary Words:

---

---

---

---

---

---

---

---

---

---

---

---

---

---

---

---

---

---

---

---

---

---

---



Sanitiliana Spotlight on English 3 © Sanitiliana USA

Name: \_\_\_\_\_ Date: \_\_\_\_\_

Remember to do the following:

- Write about each subject in separate paragraphs.
- Organize the details you want to describe in a clear and logical way.
- Include all the parts of a letter and follow its format.
- Use words with affixes to help you simplify what you want to write.
- Use apostrophes correctly.

Vocabulary Words:

---

---

---

---

---

---

---

---

---

---

---

---

---

---

---

---

---

---

---

---

---

---

---



Sanitiliana Spotlight on English 3 © Sanitiliana USA

Name: \_\_\_\_\_ Date: \_\_\_\_\_

Remember to do the following:

- Combine sentences by using words such as *and*, *or*, *so*, and *because*.
- Make your writing livelier by using words that represent sounds.
- Use verbs in the past tense when writing about what you did with your hero.
- Personalize your writing by including your own thoughts and feelings.

Vocabulary Words:

---

---

---

---

---

---

---

---

---

---

---

---

---

---

---

---

---

---

---

---

---

---

---

---



Sanfiliana Spotlight on English 3 © Sanfiliana USA

Name: \_\_\_\_\_ Date: \_\_\_\_\_

Remember to do the following:

- Use verbs in the present tense to describe events that are happening now.
- Use verbs in the past tense to describe events that happened already.
- Use verbs in the future tense to describe events in the future.
- Check that your verbs and nouns agree in number (singular/plural).
- Include a topic sentence in each paragraph.
- Add details to support each topic sentence.
- Use capitalization and punctuation correctly.

Vocabulary Words:

---

---

---

---

---

---

---

---

---

---

---

---

---

---

---

---

---

---

---

---

---

---

---

---



Sanfiliana Spotlight on English 3 © Sanfiliana USA

